



LFRV Vannes Golfe du Morbihan V2.0.0RC1



Hello, and thank you for acquiring the VFR scenery of LFRV Vannes Golfe du Morbihan.

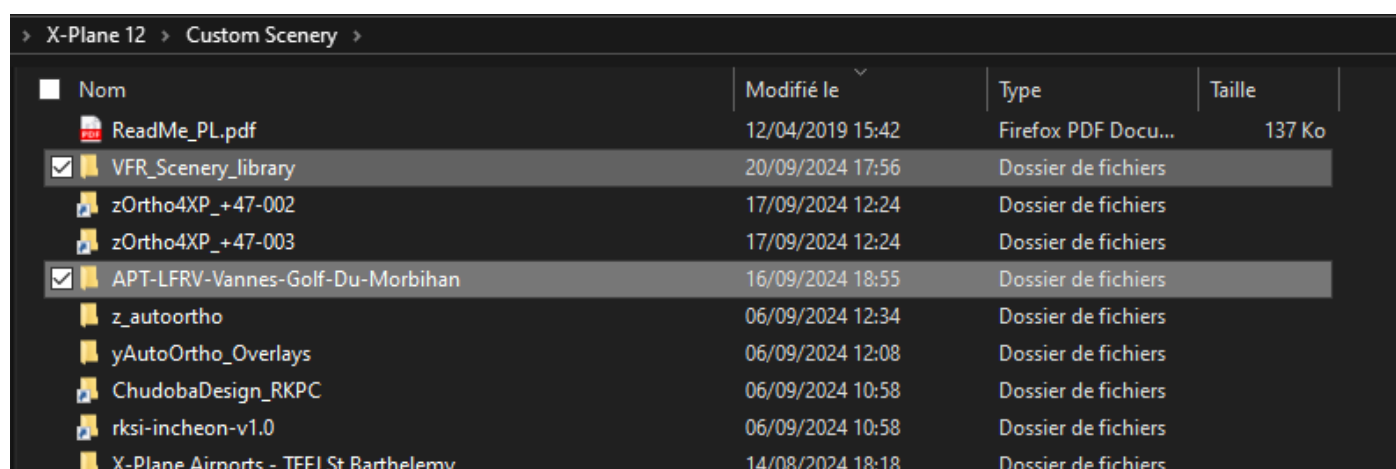
Vannes - Golfe du Morbihan Airport (LFRV) is a regional airport located about 7 km west of Vannes, in Brittany. It has a 1,200-meter asphalt runway suitable for light aircraft, as well as a grass runway for ultralights and gliders. The airport is an important hub for leisure aviation, business aviation, and sightseeing flights. It also hosts a skydiving school that offers tandem jumps and training for beginners and experienced jumpers alike. Local flying clubs offer courses and discovery flights over the Golfe du Morbihan. While the airport doesn't handle regular commercial flights, it serves as a key hub for aeronautical and tourist activities, as well as medical emergency services. Its proximity to the coast and regional attractions makes it a great asset for thrill-seekers and visitors.

Archive Contents:

- Scenery folder: APT-LFRV-Vannes-Golfe-Du-Morbihan
- Library folder: VFR_Scenery_library
- Plugin folder: Vfr_scenery_animate

Scenery Installation and Notes:

Simply move the "APT-LFRV-Vannes-Golfe-Du-Morbihan" and "VFR_Scenery_library" folders into your "Custom Scenery" folder.



Nom	Modifié le	Type	Taille
ReadMe_PL.pdf	12/04/2019 15:42	Firefox PDF Docu...	137 Ko
<input checked="" type="checkbox"/> VFR_Scenery_library	20/09/2024 17:56	Dossier de fichiers	
zOrtho4XP_+47-002	17/09/2024 12:24	Dossier de fichiers	
zOrtho4XP_+47-003	17/09/2024 12:24	Dossier de fichiers	
<input checked="" type="checkbox"/> APT-LFRV-Vannes-Golf-Du-Morbihan	16/09/2024 18:55	Dossier de fichiers	
z_autoortho	06/09/2024 12:34	Dossier de fichiers	
yAutoOrtho_Overlays	06/09/2024 12:08	Dossier de fichiers	
ChudobaDesign_RKPC	06/09/2024 10:58	Dossier de fichiers	
rksi-incheon-v1.0	06/09/2024 10:58	Dossier de fichiers	
X-Plane Airports - TFFJ St Barthelemy	14/08/2024 18:18	Dossier de fichiers	

Important: If you already have a VFR Scenery pack for Brittany installed, make sure to delete the old "VFR_Scenery_library" before installation.

Important Note Before Installing the Plugin:

If you already have the door animation plugin and have created custom keyboard shortcuts for door opening, you will need to remove these shortcuts before installing version 2 of the plugin.

Plugin Installation:

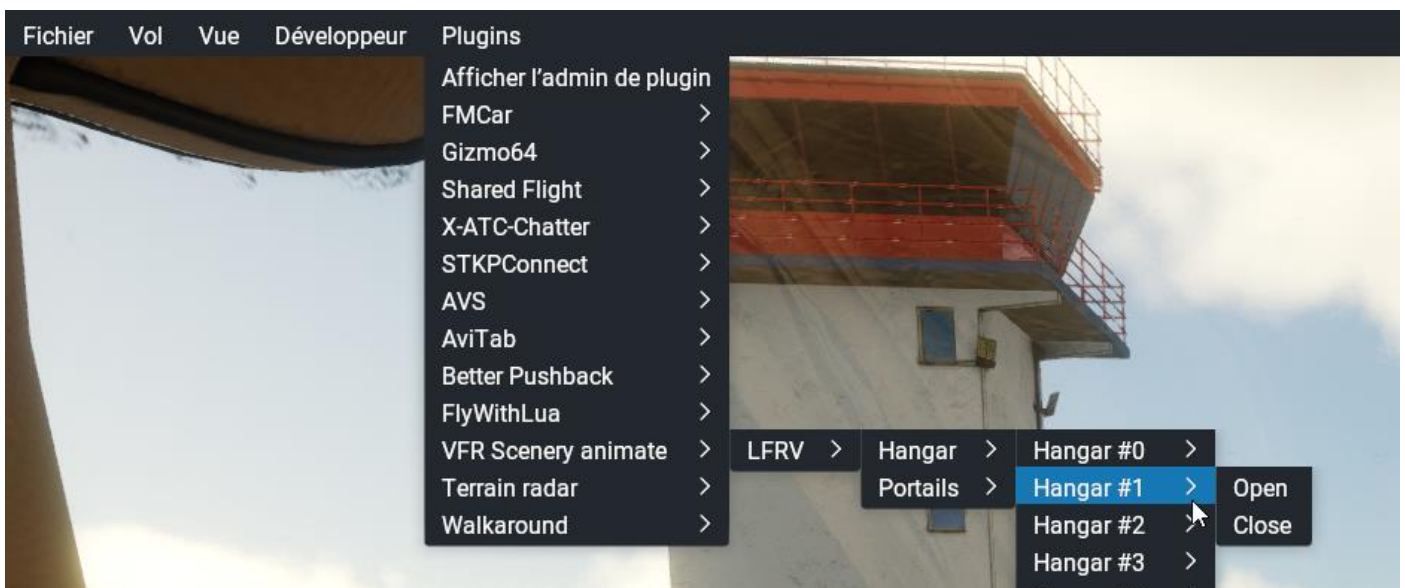
If you have the old version of the plugin, be sure to delete the old folder named "furax84" before installing version 2.

Place the "VFR Scenery Animate" plugin into your "Resources/Plugins" folder. This will allow you to open doors and gates.

Nom	Modifié le	Type	Taille
Traffic Global	22/04/2024 15:18	Dossier de fichiers	
UWEv3	29/09/2023 08:22	Dossier de fichiers	
<input checked="" type="checkbox"/> Vfr_scenery_animate	26/10/2022 17:56	Dossier de fichiers	
VisualXP	01/12/2023 18:19	Dossier de fichiers	
Walkaround	22/06/2024 16:45	Dossier de fichiers	
WebFMC	23/04/2024 11:17	Dossier de fichiers	
WorldTraffic	22/04/2024 14:56	Dossier de fichiers	
WTRadar	25/11/2023 17:33	Dossier de fichiers	
X-ATC-Chatter	30/11/2023 16:24	Dossier de fichiers	
X-Camera	25/11/2023 17:33	Dossier de fichiers	
xEnviro	27/11/2023 08:16	Dossier de fichiers	

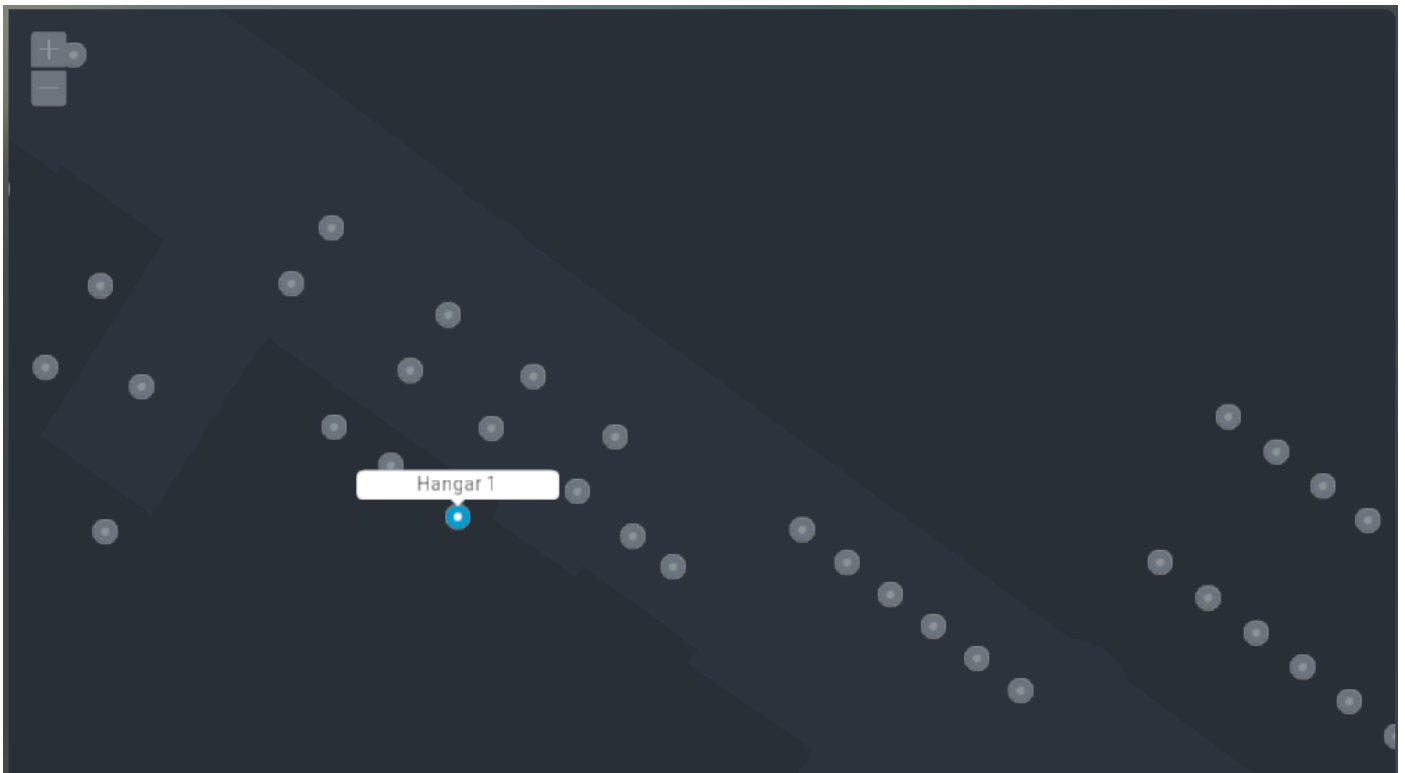
Using the Plugin:

To open and close doors and gates, go to the "Plugins" menu -> "VFR Scenery Animate", then select either the hangar doors or gates menu. Choose the corresponding number and select "Open/Close".



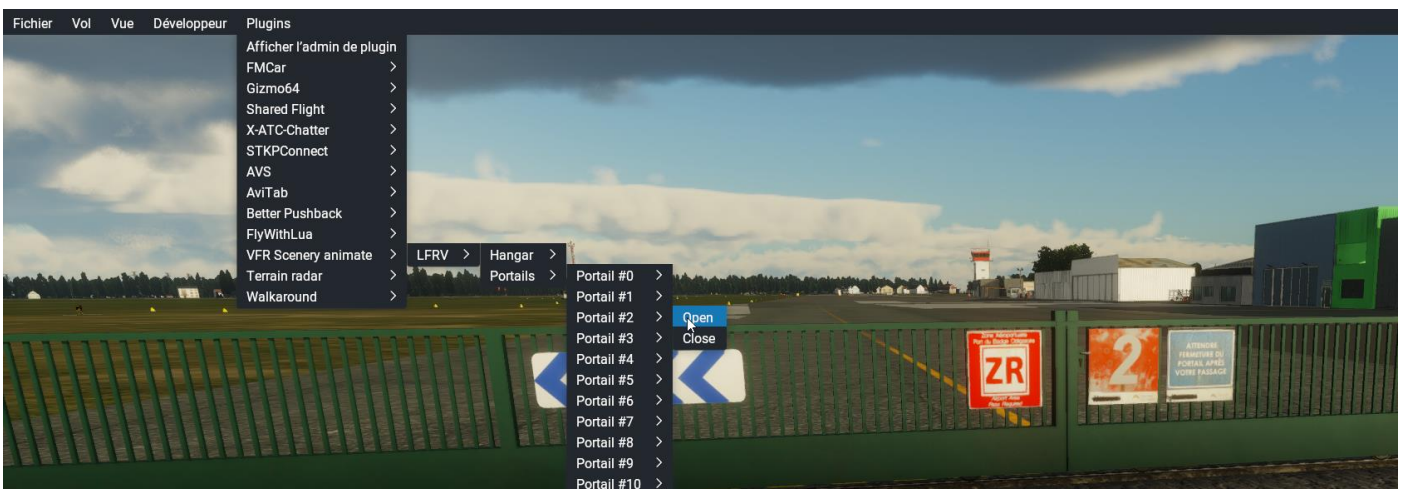
Door Numbering Info:

Numbering is simple: when you choose a spot in a hangar, the last digit will indicate the door number.



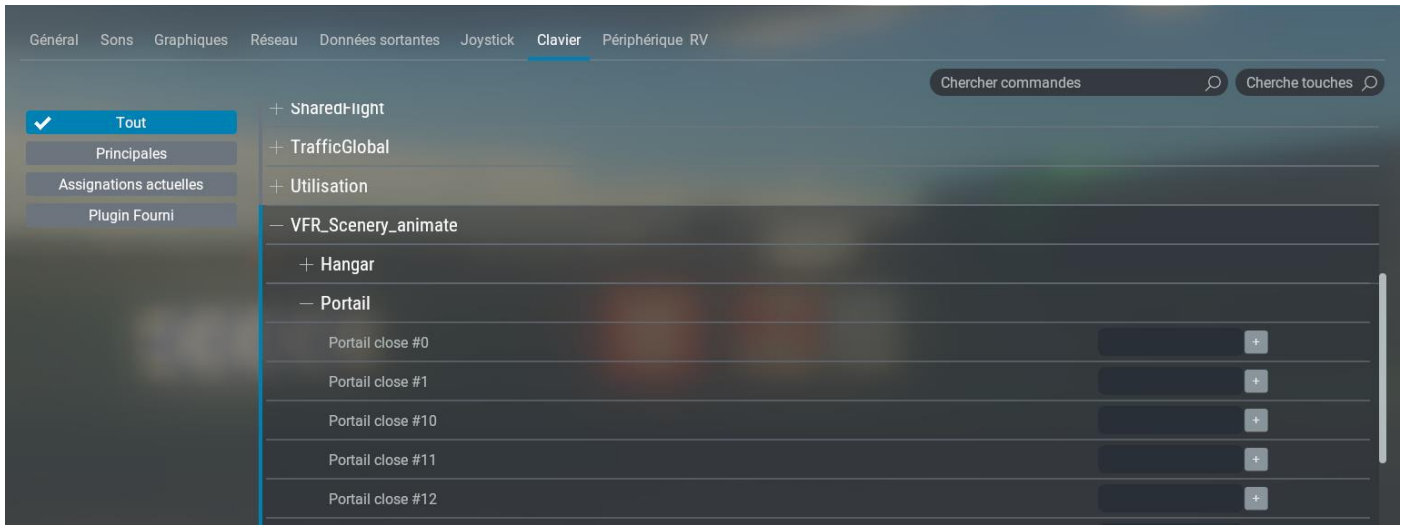
Gate Numbering Info:

For gates, it's equally straightforward: the numbers are written directly on the gates themselves.



Additional Info:

You can assign keyboard shortcuts to open and close each door and gate. To do this, go to the keyboard configuration menu, select "VFR Scenery Animate", then choose either the gate or hangar menu and assign the desired keyboard shortcut for opening and closing.



Special Thanks to:

Cyrille Labie for his numerous trips to the airport and the provided photos.

Lionel Zamouth from SkunkCraft for creating the plugin.

Jean-Michel33, CyrilleRH, Thierry, and Maverick5190 for testing and their valuable feedback.

Customization of the hangar and gate opening and closing times

To modify the opening and closing times of the doors, you will find two files in the scenery folder.

The file for hangar opening is called ****furax84.txt****, and the file for gates is called ****portail.txt****.

Earth nav data	21/09/2024 17:01	Dossier de fichiers	
objects	21/09/2024 17:02	Dossier de fichiers	
A330 - 2023-04-15 11.45.28.png	15/04/2023 11:45	Fichier PNG	1 212 Ko
earth.wed.bak.xml	08/03/2023 10:04	Microsoft Edge HTML D...	909 Ko
earth.wed.xml	21/09/2024 08:26	Microsoft Edge HTML D...	1 578 Ko
furax84.txt	21/09/2024 17:30	Document texte	1 Ko
<input checked="" type="checkbox"/> portails.txt	21/09/2024 17:30	Document texte	1 Ko
validation_report.txt	21/09/2024 08:26	Document texte	0 Ko

In each file, the first line corresponds to the airport code, **which should not be modified**. Then, you will find 20 lines containing "linear" followed by a number. This number represents the opening time, in seconds, of the doors. You can modify it to suit your preferences.

PORTAIL LFRV

LINEAR 18
LINEAR 8
LINEAR 8
LINEAR 8

Note: Be careful, the line numbering starts from zero and goes up to 19. For example, if you want to modify the opening time of hangar door 1, you will need to adjust the time on line number 2.

Special Thanks to:

Cyrille Labie for his numerous trips to the airport and the provided photos.

Lionel Zamouth from SkunkCraft for creating the plugin.

Jean-Michel33, CyrilleRH, Thierry, and Maverick51190 for testing and their valuable feedback.

Other available sceneries

LFRE- La Baule Escoublac



https://store.x-plane.org/LFRE-La-Baule-Escoublac_p_1656.html

LFEQ - Quiberon, France



https://store.x-plane.org/LFEQ--Quiberon-France_p_1673.html



When the virtual sublimates the real

VFR-Scenery

This product, including all files contained within this package, is protected by copyright ©VFR_scenery (<https://furax84-simulation.fr/>).

All trademarks and/or logos mentioned and/or displayed in this package are the property of their respective owners and are used solely for the purpose of representing reality.

Contact: vfrscenery@gmail.com